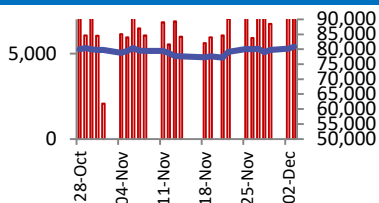
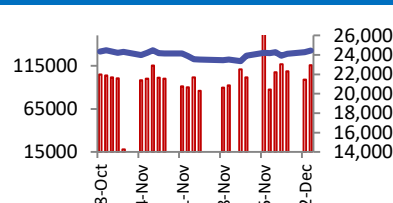


**BSE**



Open	80529
High	80949
Low	80245
Close	80846
Change	598
Volume (Lacs)	6805
Turnover (Rs.inCr)	8174

**NSE**



Open	24368
High	24481
Low	24280
Close	24457
Change	181
Volume(Lacs)	36606
Turnover(Rs.in Cr)	115560

World Markets	Current	Previous	Pt. Chg	Var(%)
Dow	44706	44782	(76)	-0.2%
Dow Futures	44909	44808	101	0.2%
Nasdaq	19481	19404	77	0.4%
FTSE	8359	8313	47	0.6%
Nikkei	39072	39249	(177)	-0.5%
Hang Seng	19807	19746	60	0.3%
Gift Nifty	24541	24515	26	0.1%
Straits Singapore	3802	3786	16	0.4%
South Korea	2449	2500	(51)	-2.0%
Taiwan	23147	23027	120	0.5%
Shanghai	3370	3379	(8)	-0.2%

Commodity Prices	Current	Previous	Pt. Chg	Var(%)
Copper (\$/MT)	9112	8993	119	1.3%
Alumin (\$/MT)	2610	2590	20	0.8%
Zinc (\$/MT)	3096	3077	19	0.6%
Brent Crude (\$/bbl)	74	74	0	0.0%
Gold (\$/Ounce)	2645	2643	1	0.1%
Silver (\$/Ounce)	31	31	(0)	-0.1%
Light Crude (\$/bbl)	70	70	0	0.0%
N G (\$/mmbtu)	3	3	0	0.5%
Sugar (\$/MT)	553	548	6	1.0%
Rubber (Rs./kg)	199	198	1	0.3%
Baltic Dry Index	1237	1298	(61)	-4.7%

Currency Exchange Rate	Current	Previous	Var(%)
Rs./ \$ rate	84.69	84.70	-0.01%
Rs./ Euro	89.10	89.06	0.05%
Rs./ Chinese Yuan	11.64	11.62	0.11%
Yen / \$ rate	149.81	149.60	0.14%
\$ US/Euro	1.05	1.05	-0.07%

Dollar Index	Current	Previous	Var(%)
Dollar Index	106.40	106.37	0.03%

Support/ Resistance Levels for Today		
	Nifty	Bank Nifty Fut
Support 1	24400	52640
Support 2	24340	51470
Resistance	24540	53000

Securities in Ban For Trade	
RBLBANK	MANAPPURAM
GRANULES	

**Market Review**

**US:** US stocks closed mixed on Tuesday as investors digested fresh jobs data and new Fed speak regarding the path forward for interest rates.

**Asia:** Asian equities stumbled on Wednesday while currencies were volatile as traders scrambled to contend with the political storm in South Korea, where martial law was imposed and subsequently lifted hours later.

**India:** Benchmark equity indices gained for a third consecutive session to close at highest in around a month as global sentiment was uplifted ahead of monthly jobs data from the US and on the back of gains in heavyweights including HDFC Bank, which hit a record high. **Market is expected to open on a flattish note and likely to witness range bound move during the day.**

**Global economy:** South Korea's finance ministry is ready to deploy unlimited liquidity into financial markets if needed after President Yoon Suk Yeol lifted a martial law declaration he imposed overnight that pushed the won to multi-year lows. The announcement came after Finance Minister and Bank of Korea Governor held emergency meetings overnight, and ahead of the BOK's extraordinary meeting session abruptly scheduled on Wednesday. All financial, FX markets as well as stock markets will operate normally, the government said in a statement.

Regional mayors across England will be given new powers to boost economic growth and attract investment, British finance minister said on Tuesday during a visit to the northern English city of Hull. The poor economic performance of regions outside the capital, and London's growing dominance, has become an increasingly acute problem for Britain. Reeves told the Great Northern Conference that a policy document on English devolution due later this month would include new strategic partnerships between city regions headed by mayors and the Department for Business and Trade.

**Commodities:** Oil prices increased by over 2% as Israel threatened to attack Lebanon if the truce with Hezbollah collapses. Investors are also anticipating OPEC+ to extend supply cuts. Brent crude rose by 2.5% and U.S. West Texas Intermediate by 2.7%.

Gold prices steadied on Wednesday as markets awaited more jobs data and comments from Federal Reserve Chair Jerome Powell for further clarity on the U.S. rate outlook.

**Currency:** The U.S. dollar recovered from a three-week low versus the yen on Wednesday and held its ground against other major rivals as traders pondered the chances of a Federal Reserve interest-rate cut this month.

FII Derivative Transactions (Rs. Cr)

Contracts	Purchase		Sell		Net	Open Interest (OI)		OI (Previous day)		Change	
	Contract	Value	Contract	Value	Value	Contract	Value	Contract	Value	Contract	Value
Index Future	69420	4874	42453	2801	2073	344611	23116	357816	23968	(13205)	(852)
Index Option	19055082	1195375	18969528	1191696	3679	6246199	403138	5721237	365890	524962	37248
Stock Future	293198	19806	296536	20008	(202)	4852688	327718	4850014	326129	2674	1589
Stock Option	842250	56953	924655	62601	(5648)	664314	44268	531941	35123	132373	9145
<b>Total</b>	<b>20259950</b>	<b>1277008</b>	<b>20233172</b>	<b>1277106</b>	<b>(98)</b>	<b>12107812</b>	<b>798240</b>	<b>11461008</b>	<b>751110</b>	<b>646804</b>	<b>47130</b>

FII All Activity-BBG (Rs Cr)	Buy	Sell	Net
26-Nov-24	13852	10037	3815
27-Nov-24	11048	12097	(1049)
28-Nov-24	15571	24104	(8533)
29-Nov-24	18992	19982	(990)
2-Dec-24	16809	13016	3793
<b>Month to date- Dec</b>	<b>16809</b>	<b>13016</b>	<b>3793</b>
FII (Prov.) (Rs. Cr)	Buy	Sell	Net
27-Nov-24	13027	13019	8
28-Nov-24	10796	22552	(11756)
29-Nov-24	14786	19170	(4384)
2-Dec-24	13605	13843	(238)
3-Dec-24	22450	18785	3665
<b>Month to date-Dec</b>	<b>36055</b>	<b>32629</b>	<b>3426</b>
DII (Prov.) (Rs. Cr)	Buy	Sell	Net
27-Nov-24	10230	8928	1302
28-Nov-24	17685	8967	8718
29-Nov-24	15202	9478	5723
2-Dec-24	13605	13843	(238)
3-Dec-24	14553	14804	(251)
<b>Month to date-Dec</b>	<b>28158</b>	<b>28648</b>	<b>(489)</b>
FII Debt - BBG (Rs. Cr)	Buy	Sell	Net
26-Nov-24	4146	2407	1739
27-Nov-24	2859	1381	1478
28-Nov-24	2762	754	2008
29-Nov-24	4867	2694	2173
2-Dec-24	5486	1774	3712
<b>Month to date- Dec</b>	<b>5486</b>	<b>1774</b>	<b>3712</b>

Market Breadth	BSE		NSE	
	No.	%	No.	%
Advance	2704	66%	2044	72%
Decline	1261	31%	760	27%
Unchanged	102	3%	54	2%

Market Turnover	03-Dec	02-Dec	Var (%)
BSE Cash	8174	8329	-2%
NSE Cash	115560	99060	17%
NSE Futures	112524	13043780	-99%
NSE Options	13196475	8022754	64%
<b>Total (Rs.Cr)</b>	<b>13432733</b>	<b>21173923</b>	<b>-37%</b>

Volatility Index	03-Dec	02-Dec
Volatility Index	14.37	14.70

Index PE - TTM	03-Dec	Yr. High	Yr. Low
Sensex	23.1	26.0	21.8
Nifty	22.5	28.8	20.8

Corporate News

**Kaynes Tech acquires Austria's Sensonic to ramp up railway infrastructure using AI**

The acquisition of a controlling stake of 54% has been executed through a wholly-owned subsidiary Kaynes Holding, and it expands Kaynes' presence in global infrastructure technology markets, said the company. The partnership integrates Sensonic's fiber optic sensing technologies with Kaynes' track record in manufacturing and IoT innovation. (MC)

**Solar Energy Corporation lifts Reliance Power debarment**

The Solar Energy Corp. withdrew the order banning the company from participating in all the future tenders for three years. This means the company and its units, except Reliance Nu Bess, are now eligible to participate in all SECI tenders. (NDTV)

**IEX Electricity Trade Volume Up 16% To 9,689 Million Units In November**

The total electricity trade volume at the Indian Energy Exchange Ltd. in November rose 15.7% YoY to 9,689 mn units. During the month, the exchange traded 5.46 lakh renewable energy certificates, recording 27.7% YoY decline. (NDTV)

Economy

**Festivals lift India's edible oil imports to 4-month high in November**

In November, India's edible oil imports hit a four-month high as refiners bought more palm oil, soyoil, and sunflower oil to restock after robust demand during festival seasons. This increase in imports could help reduce inventories in producing countries. However, palm oil imports in December might decline due to the recent price rally making other oils more attractive. (ET)

**India's GDP growth aim for FY25 further slashed to 6.3%**

Morgan Stanley has reduced India's GDP growth estimate to 6.3% for this fiscal year. The slowdown was observed in the July-September quarter with GDP growth at 5.4%. However, recovery is anticipated in the second half of FY25, driven by government spending and improvements in rural demand. The RBI is expected to keep interest rates unchanged. (ET)

International

**Microchip Tech halts application for \$162 mn CHIPS grant**

Microchip Technology Inc has paused its application for government subsidies under the CHIPS act, after the chipmaker lowered its revenue forecast and said it will close an Arizona factory. The chipmaker was set to receive \$162 mn in grants from the government to support facilities in Oregon and Colorado. (Inv)

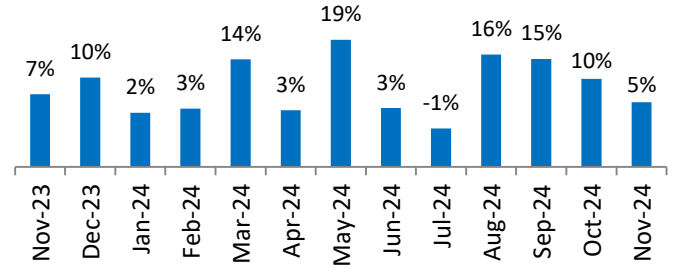
Top 5 Nifty Gainers	03-Dec	02-Dec	Var(%)
ADANI PORTS	1289	1216	6.0%
NTPC	367	358	2.6%
ADANI ENT	2514	2457	2.3%
LT	3787	3704	2.2%
SBIN	854	836	2.1%
Top 5 Nifty Losers	03-Dec	02-Dec	Var(%)
BHARTIARTL	1621	1644	-1.4%
HEROMOTOCO	4697	4748	-1.1%
ITC	473	477	-1.0%
HDFCLIFE	634	640	-1.0%
SUNPHARMA	1800	1809	-0.5%

BSE Index Watch	Last	1 day	1 wk	1 mth	1 yr
SENSEX	80846	0.7%	1.1%	2.6%	17.4%
MIDCAP	46982	0.9%	2.6%	2.9%	34.2%
SMLCAP	56237	1.0%	4.3%	2.8%	37.0%
AUTO	53713	0.7%	1.5%	0.1%	33.1%
BANKEK	59987	1.2%	0.9%	2.9%	14.2%
Capital Goods	71835	1.2%	3.3%	4.8%	37.5%
FMCG	21132	-0.3%	0.1%	-1.7%	7.8%
Health Care	44314	0.3%	2.7%	1.0%	44.8%
IT	43538	0.7%	-0.2%	7.6%	30.3%
METAL	31234	1.0%	2.6%	0.9%	26.4%
Oil & Gas	27146	1.1%	3.2%	0.5%	26.7%
Power	7601	1.2%	4.8%	-1.7%	47.7%
Realty	8240	0.4%	2.6%	7.8%	40.9%

NSE USD Futures	03-Dec	02-Dec	Var (%)
Dec Expiry (Rs./\$)	83.88	83.88	0.0%
Jan Expiry (Rs./\$)	83.94	83.94	0.0%
Total Turnover (Rs. Crore)	4254	15864	-73%

Sectors	TTM PE
Auto	29.95
Auto Ancillary	49.58
Banking	14.3
Engineering	46.79
Cement	82.53
Diamonds & Jewellery	57.67
Housing Finance	26.08
Infrastructure & Const	34.5
Metals-Aluminium	37.75
Metal – Steel	16.32
Oil Expl.	14.81
Pharma	9.61
Power – Gen. Supp.	43.34
Information Tech.	28.75
Sugar	24.18
Telecom Serv. Prov.	71.04
Tyres	28.69

**Maruti Monthly Volume Growth (YoY)**  
(Source: Company data)



10 year G-Sec Yield	Current	Previous	Change
US	4.22%	4.22%	(0) bps
Japan	1.08%	1.08%	(0) bps
India	6.71%	6.71%	0 bps
UK	4.24%	4.21%	3 bps
Libor 3 Mths	4.85%	4.85%	(0) bps

Indian Eco Data	Current	Previous	Var(%)
Forex Reserve (US\$ in bn)	657	657	0.0%
Inflation - WPI	2.36%	1.84%	52 bps
Inflation - CPI	6.21%	5.49%	72 bps

India GDP	Q2FY25	Q1FY25	Var(%)
Growth	5.40%	6.70%	(130)bps

Monetary Policy	Current	Previous	Change
Repo Rate	6.50%	6.50%	0 bps
Reverse Repo Rate	3.35%	3.35%	0 bps
CRR	4.50%	4.50%	0 bps
O/S Banking System Liquidity (Rs bn)	1006	1048	(42.2)

IIP Growth %	Sep-24	Sep-23	Apr-Feb
IIP	3.1	6.4	4.4
Capital Goods	0.7	13.1	3.6
Mining	1.0	10.0	4.1
Manufacturing	-3.7	15.3	6.6
Electricity	-4.3	12.3	5.1

ADR Price Movement

Company	Price (US\$)	Volume	Previous Day Price	Volume	Variance (%)	No. of Share Per ADR	ADR Price (Rs.)	BSE Price	Variance (%)
Infosys Tech	22.12	8215926	22.20	5836275	-0.36%	1	1873.43	1892.10	-1.0%
Wipro	7.08	2623601	7.06	2250087	0.28%	1	599.63	291.65	105.6%
Dr.Reddy's	14.30	1387132	14.30	1640518	0.00%	1	1211.12	1224.50	-1.1%
ICICI Bank	30.92	4079335	30.54	6811371	1.24%	2	1309.37	1308.40	0.1%
HDFC Bank	66.70	4691064	66.44	3157899	0.39%	3	1883.03	1826.30	3.1%

GDR's (US\$)

	Prices	Prev. Close	Change	Var %
L&T	44.30	43.80	0.5	1.1%
RIL	61.30	61.00	0.3	0.5%
SBI	100.20	99.00	1.2	1.2%

US Economy Data	Current	Previous
Inflation (%) (YoY)	2.60%	2.40%
Unemployment (%)	4.10%	4.10%

Interest Rate (%)	Current	Previous
Fed Rate	4.75%	5.00%

US GDP	Q2CY24	Q1CY24
Growth (QoQ Annualized)	2.80%	3.00%

China Economy Data	Current	Previous
GDP	4.60%	4.70%
Inflation - CPI (%)	0.30%	0.40%

Economic Calendar

	Date
Indian GDP Data	28 Feb
Indian Inflation Data CPI	12 Dec
Indian Inflation Data WPI	16 Dec
Indian Monetary Policy	06 Dec
India's Industrial Production (IIP)	12 Dec
US Inflation Data	11 Dec
US GDP	19 Dec
US Unemployment Data	06 Dec
US Fed Rate	19 Dec
China GDP	15 Jan
China Inflation Data	09 Dec

Event Update

Name	Date	Purpose
Can Fin Homes Ltd.	04-12-24	Rs.6.00 per share(300%)Interim Dividend
Emkay Taps And Cutting Tools Ltd.	04-12-24	Merger/HiveOff
Tara Chand Infralogistic Solutions Ltd.	05-12-24	Split/Subdivision
Consecutive Investments & Trading Company Ltd.	06-12-24	Bonus issue
Eraaya Lifespaces Ltd.	06-12-24	Stock Split from Rs.10/- to Re.1/-
Kody Technolab Ltd.	06-12-24	Bonus
Phoenix Township Ltd.	06-12-24	Rs.0.10 per share(1%)First Interim Dividend
Sobha Ltd.	06-12-24	First and Final call on Partly paid up equity shares of Rs. 825.50 Comprising (5 as face value and 820.50 as Premium)
Achyut Healthcare Ltd.	10-12-24	Bonus issue
Global Education Ltd.	10-12-24	Split/Subdivision
Shradha Infraprojects Ltd.	10-12-24	Split/Subdivision
Exxaro Tiles Ltd.	13-12-24	Stock Split from Rs.10/- to Re.1/-
Grasim Industries Ltd. -	13-12-24	Rights Issue Partly Paidup)Second and Final Call of Rs.906/- (Re.1 FV+Rs.905/- Premium)
Bambino Agro Industries Ltd.	19-12-24	Rs.1.60 per share(16%)Final Dividend



**Bulk Deal As On 03/12/24**

BSE					
Security Code	Security Name	Client Name	Deal	Quantity	Price
543319	AAPLUSTRAD	KIRITKUMAR MADHAVLAL SHAH	B	184000	11.85
543319	AAPLUSTRAD	RAJ KUMAR SINGH	S	184000	11.85
531381	ARIHANT	MITHUN PADAM SACHETI	B	174060	789.15
531381	ARIHANT	MITHUN PADAM SACHETI	B	174060	789.15
531381	ARIHANT	MONET SECURITIES PRIVATE LTD	S	348121	789.15
531381	ARIHANT	MONET SECURITIES PRIVATE LTD	S	174060	789.15
531381	ARIHANT	MONET SECURITIES PRIVATE LTD	S	174061	789.15
531381	ARIHANT	SIDDHARTHA SACHETI	B	174061	789.15
531381	ARIHANT	SIDDHARTHA SACHETI	B	174061	789.15
539455	ARYAVAN	MANJULA VINOD KOTHARI	S	23863	49.57
543497	BCCL	MALANI WEALTH ADVISORS PRIVATE LIMITED	S	100800	194.8
530249	BRIDGESE	SHAH JYOTSANABEN RAJNIKANT	S	215548	6.41
530249	BRIDGESE	SHAH JYOTSANABEN RAJNIKANT	B	10000	6.25
506365	CHEMOPH	USHA JAWAHARLAL KALRO	S	9241	91.26
506365	CHEMOPH	USHA JAWAHARLAL KALRO	B	9302	88.26
539770	DARJEELING	CHARTERED HOLDINGS INDIA PRIVATE LIMITED	S	16977	30.05
532092	EPUJA	CHETAN MERCHANT	S	408299	5.93
543521	FONE4	SAMTA POLYMERS LTD	B	140000	10.16
540134	IISL	SHIV SHAKTI TRADING COMPANY	S	40010	9.3
541983	INNOVATIVE	RAZIYA ABDULKADAR SHAIKH	B	100000	27.49
511092	JMDVL	SPICE FUEL VENTURES PRIVATE LIMITED	S	150000	16.36
539519	MAYUKH	JR SEAMLESS PRIVATE LIMITED	B	700000	2.1
539519	MAYUKH	PARASRAMPURIA INFRASTRUCTURE LLP	B	910000	2.11
539519	MAYUKH	SEEMA RAJENDRA GANDHI	S	3000000	2.1
544088	MEDIASSIST	SMALLCAP WORLD FUND INC	S	850000	588
512415	MERCTRD	MULTIPLIER SHARE & STOCK ADVISORS PRIVATE LIMITED	S	25000	84.53
512415	MERCTRD	MULTITUDE GROWTH FUNDS LIMITED	B	38765	84.53
513721	MFSINTRCRP	MULTIPLIER SHARE & STOCK ADVISORS PRIVATE LIMITED	S	50000	15.49
513721	MFSINTRCRP	UDAY R SHAH HUF	B	69912	15.91
538895	MIHIKA	ANEES ALNASIR GILANI	S	100000	24.98
538895	MIHIKA	SKSE SECURITIES LIMITED CORP CM/TM PROP A/C	S	114780	25.07
538895	MIHIKA	SKSE SECURITIES LIMITED CORP CM/TM PROP A/C	B	114780	24.98
541337	MILEFUR	SHASHI GOYAL	S	51000	6.86
526169	MULTIBASE	MULTIPLIER SHARE & STOCK ADVISORS PRIVATE LIMITED	B	70000	399.46
543579	NATURO	AARAV REALITY PRIVATE LIMITED	S	376000	10.85
543579	NATURO	ELAN VENTURES PRIVATE LIMITED	S	52000	10.52
543579	NATURO	ELAN VENTURES PRIVATE LIMITED	B	420000	10.84
540198	OSIAJEE	CHAUBARA EATS PRIVATE LIMITED	B	42000	50.5
538742	PANABYTE	MULTIPLIER SHARE & STOCK ADVISORS PRIVATE LIMITED	S	24201	62.63
511734	PASUFIN	MULTIPLIER SHARE & STOCK ADVISORS PRIVATE LIMITED	B	28625	28.18
530095	PRADHIN	DHRUV GANJI	B	128558	28.72
530095	PRADHIN	MANSI SHARE & STOCK ADVISORS PRIVATE LIMITED	S	80000	28.74
530095	PRADHIN	POOJA TEKRIWAL	S	29041	28.74
541601	RAJNISH	GAURI NANDAN TRADERS	S	10200000	1.77
532918	RATHIBAR	MADHUSUDHAN GUNDA	S	95141	48.38
543256	RFL	DHARMESH B PATEL	B	73750	21.6

543256	RFLL	KIRAN MITTAL	S	113201	21.6
530617	SAMPRE	ANKITGERA	S	59930	72.44
511672	SCANSTL	AZURA PROJECTS PRIVATE LIMITED	S	1200000	52.11
511672	SCANSTL	GENESIS GRAND GENERAL TRADING L.L.C	B	1200000	52.11
540259	SHANGAR	AVENUE BUSINESS CENTER PRIVATE LIMITED	S	149041	11.51
540259	SHANGAR	AVENUE BUSINESS CENTER PRIVATE LIMITED	B	106158	11.63
540259	SHANGAR	KAPADIA FINWEALTH LLP .	S	75087	11.68
530439	SIDDHA	MULTIPLIER SHARE & STOCK ADVISORS PRIVATE LIMITED	S	134025	14.81
530439	SIDDHA	PREMANAND RAMACHANDRAN KUMARAVEL	B	100000	14.81
531370	SPAR	BANDIGADI KRISHNA BHATTA MANJUNATHA BHAT	B	111111	12.2
531370	SPAR	NADHAMUNI ENTURI	S	79824	12.2
530419	SUMEDHA	SHREE BAHUBALI INTERNATIONAL LTD	S	50000	113.55
543914	SWATIPRO	BINOD KUMAR SINGH (HUF)	S	77357	107.9
544174	TBOTEK	AUGUSTA TBO (SINGAPORE) PTE LTD	S	4074288	1465.14
544174	TBOTEK	AXIS MUTUAL FUND	B	876904	1465
544174	TBOTEK	ICICI PRUDENTIAL MUTUAL FUND	B	663555	1465
544174	TBOTEK	SBI MUTUAL FUND	B	1250000	1465
544174	TBOTEK	TBO KOREA HOLDINGS LIMITED	S	2305712	1465
521005	TITANIN	PVV AGRO PRIVATE LIMITED	S	313550	43.84
542765	TRANSPACT	ABDUL AHAD SHAKEEL MISTRY	S	2500	236.21
542765	TRANSPACT	NRUPINI JAYESH MEHTA	S	9000	241.48
542765	TRANSPACT	VISHAL MAHESH WAGHELA	B	20500	242.81
542765	TRANSPACT	YELLOWSTONE VENTURES LLP	S	10000	245.5
539798	UMIYA	F3 ADVISORS PRIVATE LIMITED	B	73959	28.35
532090	VANDANA	ATVO SCRIPTRADEX PRIVATE LIMITED	S	567289	7.18
526441	VISIONCINE	MULTIPLIER SHARE & STOCK ADVISORS PRIVATE LIMITED	B	401233	1.51
519331	VSFPROJ	ARWA UMESH	S	41000	45.13
531997	VUENOW	SANDEEP KAPADIA	S	231000	102.26
533339	ZENTEC	ASHOK ATLURI	S	1000000	1801.16
533339	ZENTEC	KISHORE DUTT ATLURI	S	1000000	1800.01
533339	ZENTEC	MOTILAL OSWAL MUTUAL FUND	B	1111111	1800

NSE

Security Code	Security Name	Client Name	Deal	Quantity	Price
ATALREAL	Atal Realtech Limited	VISHAL MAHESH WAGHELA	BUY	613973	12.47
DEEPAKNTR	Deepak Nitrite Ltd	MOTILAL OSWAL MIDCAP 30 FUND	SELL	760000	2653.22
INDGN	Indegene Limited	CA DAWN INVESTMENTS	SELL	10263785	619.82
MAHICKRA	Mahickra Chemical Limited	GANDHI ASHISHKUMAR CHAMPKALAL	SELL	41250	99.53
MCLEODRUSS	Mcleod Russel India Limit	ALTIUS FINSERV PRIVATE LIMITED	BUY	787672	41.67
MEDIASSIST	Medi Assist Health Ser L	SMALLCAP WORLD FUND INC	SELL	725645	588
MITTAL	Mittal Life Style Limited	JAYESH NAGINDAS SHAH	BUY	2336190	2.05
NEELAM	Neelam Linens & Gar (I) L	SRISHTI SOMANI	BUY	102000	57.01
PAR	Par Drugs and Chem Ltd	JAINAM BROKING LIMITED	SELL	100000	282.16
PERFECT	Perfect Infraengineer Ltd	VISHAL KUMAR GOREKAMLE	BUY	156000	24.45
RESPONIND	Responsive Industries Ltd	BRENZETT LIMITED	SELL	2500000	254.59
TRANSTEEL	Transteel Seating Tech L	CHAUBARA EATS PRIVATE LIMITED	BUY	400000	50.57
TRANSTEEL	Transteel Seating Tech L	DB INTERNATIONAL STOCK BROKERS LIMITED	BUY	110000	46.78
TRANSTEEL	Transteel Seating Tech L	KUNAL ATUL BORA	SELL	428000	54.1
TRANSTEEL	Transteel Seating Tech L	NASREEN SHIRAZ	SELL	1200000	45.69
TRANSTEEL	Transteel Seating Tech L	SOLAR PLASTICS AND PACKAGINGS PRIVATE LIMITED	BUY	150000	46.64
TRANSTEEL	Transteel Seating Tech L	TARUN GARG	BUY	200000	45.55

**Disclosure:**

Research Reports that are published by Nirmal Bang Securities Private Limited (hereinafter referred to as "NBSPL") are for private circulation only. NBSPL is a registered Research Analyst under SEBI (Research Analyst) Regulations, 2014 having Registration no. INH000001766. NBSPL is also a registered Stock Broker with National Stock Exchange of India Limited, BSE Limited, Metropolitan Stock Exchange of India Limited, Multi Commodity Exchange of India Limited and , National Commodity and Derivative Exchange Limited in Capital Market , Equity and Commodities derivatives segments and Currency Derivatives Segment .

NBSPL has other business divisions with independent research teams separated by Chinese walls, and therefore may, at times, have different or contrary views on stocks and markets.

NBSPL or its associates have not been debarred / suspended by SEBI or any other regulatory authority for accessing / dealing in securities Market since last 20 years. NBSPL, its associates or analyst or his relatives do not hold any financial interest (Except Investment) in the subject company. NBSPL or its associates or Analyst do not have any conflict or material conflict of interest at the time of publication of the research report with the subject company. NBSPL or its associates or Analyst or his relatives may or may not hold beneficial ownership of 1% or more in the subject company at the end of the month immediately preceding the date of publication of this research report.

NBSPL or its associates / analyst has not received any compensation / managed or co-managed public offering of securities of the company covered by Analyst during the past twelve months. NBSPL or its associates have not received any compensation or other benefits from the company covered by Analyst or third party in connection with the research report. Analyst has not served as an officer, director or employee of Subject Company. NBSPL / analyst has not been engaged in market making activity of the subject company.

**Analyst Certification:** The research analysts and authors of these reports, hereby certify that the views expressed in this research report accurately reflects my/our personal views about the subject securities, issuers, products, sectors or industries. It is also certified that no part of the compensation of the analyst(s) was, is, or will be directly or indirectly related to the inclusion of specific recommendations or views in this research. The analyst(s) principally responsible for the preparation of this research report and has taken reasonable care to achieve and maintain independence and objectivity in making any recommendations.

**Disclaimer:**

The Research Report is for the personal information of the authorized recipient and does not construe to be any investment, legal or taxation advice. NBSPL is not soliciting any action based upon it. Nothing in the research report shall be construed as a solicitation to buy or sell any security or product, or to engage in or refrain from engaging in any such transaction. In preparing the research report, we did not take into account the investment objectives, financial situation and particular needs of the reader.

The research report has been prepared for the general use of the clients of NBSPL and must not be copied, either in whole or in part, or distributed or redistributed to any other person in any form. If you are not the intended recipient you must not use or disclose the information in the research report in any way. Though disseminated to all the customers simultaneously, not all customers may receive the research report at the same time. NBSPL will not treat recipients as customers by virtue of their receiving the research report. The research report is not directed or intended for distribution to or use by any person or entity resident in a state, country or any jurisdiction, where such distribution, publication, availability or use would be contrary to law, regulation or which would subject NBSPL & its group companies to registration or licensing requirements within such jurisdictions.

The report is based on the information obtained from sources believed to be reliable, but we do not make any representation or warranty that it is accurate, complete or up-to-date and it should not be relied upon as such. We accept no obligation to correct or update the information or opinions in it. NBSPL or any of its affiliates or employees shall not be in any way responsible for any loss or damage that may arise to any person from any inadvertent error in the information contained in the research report. NBSPL or any of its affiliates or employees do not provide, at any time, any express or implied warranty of any kind, regarding any matter pertaining to this report, including without limitation the implied warranties of merchantability, fitness for a particular purpose, and non-infringement. The recipients of the research report should rely on their own investigations.

This information is subject to change without any prior notice. NBSPL reserves its absolute discretion and right to make or refrain from making modifications and alterations to this statement from time to time. Nevertheless, NBSPL is committed to providing independent and transparent recommendations to its clients, and would be happy to provide information in response to specific client queries.

Before making an investment decision on the basis of research report, the reader needs to consider, with or without the assistance of an adviser, whether the advice is appropriate in light of their particular investment needs, objectives and financial circumstances. There are risks involved in securities trading. The price of securities can and does fluctuate, and an individual security may even become valueless. International investors are reminded of the additional risks inherent in international investments, such as currency fluctuations and international stock market or economic conditions, which may adversely affect the value of the investment. Opinions expressed are subject to change without any notice. Neither the company nor the director or the employees of NBSPL accept any liability whatsoever for any direct, indirect, consequential or other loss arising from any use of the research report and/or further communication in relation to the research report. Here it may be noted that neither NBSPL, nor its directors, employees, agents or representatives shall be liable for any damages whether direct or indirect, incidental, special or consequential including lost revenue or lost profit that may arise from or in connection with the use of the information contained in the research report.

Copyright of this document vests exclusively with NBSPL.

Our reports are also available on our website

Registration granted by SEBI and certification from NISM in no way guarantee performance of NBSPL or provide any assurance of returns to investors.

**Nirmal Bang Research (Division of Nirmal Bang Securities Pvt. Ltd.)**

B-2, 301/302, Marathon Innova,  
Opp. Peninsula Corporate Park  
Off. Ganpatrao Kadam Marg  
Lower Parel(W), Mumbai-400013  
Board No. : 91 22 6723 8000/8001  
Fax. : 022 6723 8010